

Beauty & Strength

Amish-Crafted Gazebos, Pergolas, Pavilions, & EZ Shades




Pavilions Pg 60



Pergolas Pg 28



Gazebos Pg 06



EZ Shades Pg 92





Welcome to Beauty & Strength.

We take pride in the craftsmanship we put into every one of our gazebos, pergolas and pavilions. This pride comes from a long line of quality craftsmen who work on our team. Many of our team members grew up on Amish farms, where they learned the value of hard work, dedication, and paying close attention to every detail.

We have over 30 years experience in custom designing each of our gazebos, pergolas and pavilions to our customer's specifications. Our structures are created to be extremely durable and with proper maintenance, can last a lifetime.

Our goal is to create outdoor spaces where you can enjoy many moments with family and friends. Thank you to everyone who has taken the time to tell us how much joy and relaxation you have gotten from our structures.

We have included many photos from our customers in this brochure for everyone to enjoy and be inspired. So from all of us...

Thank You!







TOP LEFT The roofs of our structures utilize tongue-and-groove boards and can be outfitted to support lights or fans.

BOTTOM LEFT 12x20 Vinyl A-Frame Pavilion with 6"x6" posts, & Asphalt Shingles

TOP RIGHT Our Grand Estate Pavilions have a specialized cupola designed to match the structure.

MIDDLE RIGHT Composite flooring is available for all our vinyl and wood gazebos.

BOTTOM RIGHT Electrical packages can be added to all of our structures.

Contents

INTRO 03



GAZEBOS 06

- Commercial Gazebos 20

- Gazebo Design Options 22



PERGOLAS 28

- New Hollander Pergola 30

- Pergola Design Options 58



PAVILIONS 60

- New Palatian Pavilion 82

- Pavilion Design Options 88



EZ SHADE 92

ADD-ONS 98

DELIVERY & INSTALL 99

GAZEBOS

From coast to coast, wood and vinyl gazebos grace village greens, the backyards of country farmhouses, and the gardens of grand estates. They remind us of a simpler time – an era when we enjoyed the pleasures of life more and worried a lot less.

12' VINYL OCTAGON

Country Style, Cupola, 5-V Metal Roof, Composite Decking, Electrical Package & Screen Package







12' VINYL OCTAGON
Country Style, Pagoda Roof, Wood Cedar Shakes, No Floor, Electrical Package, & Cupola with Copper Finial





VINYL

OCTAGON GAZEBOS

Our standard vinyl gazebos are made of pressure-treated southern yellow pine covered with vinyl. Our heavy-duty floor consists of double 2×6 joists and 1" thick maintenance-free composite decking boards. The posts are constructed of a white vinyl 4×4 sleeve with a solid wood core, they support 36" high rails as standard. They come with arched corner braces and 6" top spindles. The roof is built with double 2×4 rafters and sheeted with beautiful 1×6 tongue & groove boards covered with roofing paper and architectural asphalt shingles.

Gazebo Design Options Pg. 22-27

*Sizes, Posts, Railings, Braces, Colors, Screens & Windows,
Flooring & Decking, Roofing, & Accessories*



12' VINYL OCTAGON

Country Style, Cupola, 5-V Meal Roof, Composite Decking, Electrical Package, & Screen Package



14' VINYL OCTAGON

Country Style, Cupola, Almond Vinyl, & Screen Package



18' VINYL OCTAGON

Colonial Style, Cupola, & Vinylite Window Package



12' VINYL OCTAGON

Colonial Style & Bell Roof

LEFT (Cupola w/ Copper Finial)
A finishing touch for the roof of your octagon gazebo.

RIGHT (Electric Package) Add an electrical package and enjoy your gazebo well into the evening hours.



10' WOOD OCTAGON
Dutch Style, Cupola, Composite Decking, & Canyon Brown Stain





WOOD

OCTAGON GAZEBOS

Our standard wood gazebos are made of pressure-treated southern yellow pine. Our heavy-duty floor consists of double 2×6 joists and solid 2×6 wood decking boards. The 4×4 posts are laminated as standard, and support 36" high hand railings. They come with arched corner braces and 6" top spindles. The roof is built with double 2×4 rafters, and sheathed with beautiful 1×6 tongue & groove boards, covered with roofing paper and architectural asphalt shingles. This all means you get a wood gazebo that is durable and will provide you with years of enjoyment.

Gazebo Design Options Pg. 22-27

Sizes, Posts, Railings, Braces, Colors, Screens & Windows, Flooring & Decking, Roofing, & Accessories

LEFT (2"x8" Top Plate) The compression ring ties the rafters and posts of your gazebo together for additional snow load capacity and wind resistances.

RIGHT (Double 2"x6" Floor Joists) Helps prevent warping of joists and popping of floorboards. They allow for a better straight down fastening of the floorboard, giving your deck a stronger, longer lasting life.



12' WOOD OCTAGON

Colonial Style, Composite Decking, Victorian Braces, Cupola, & Mushroom Stain



12' WOOD OCTAGON

Dutch Style, Cupola, Screen Package, & Cedar Stain



14' WOOD OCTAGON

Colonial Style, Pagoda Roof, Cupola, No Floor, & Cedar Shakes



20' WOOD OCTAGON

Dutch Style, Cupola, Mushroom Stain, & Ramp



12'X18' VINYL OVAL
Colonial Style, Cupola, Pagoda Roof, & Benches





VINYL

OVAL GAZEBOS

Our oval gazebos provide a traditional look with the added benefit of a more spacious interior. These structures are perfect for accommodating more guests with additional seating room.

Imagine a custom designed gazebo that fits the contours of your life and backyard. Our vinyl gazebos are designed for years of easy, worry-free enjoyment.

Gazebo Design Options Pg. 22-27

*Sizes, Posts, Railings, Braces, Colors, Screens & Windows,
Flooring & Decking, Roofing, & Accessories*

LEFT (Pagoda Roof) The double roof offers your gazebo an extra air of refinement.

MIDDLE (Benches) These free-standing benches offer a permanent place to sit and relax in your new gazebo.

RIGHT (Cedar Shakes) These Western Red Cedar shakes keep with an old world style.



10'X16' VINYL OVAL

Colonial Style, Custom Copper Topped Cupola with Spire, & Bell Roof



12'X16' VINYL OVAL

Almond Vinyl, Colonial Style, Custom Bottom Rails, Cupola, Pagoda Roof, Standing Seam Metal Roof, & Weathervane



12'X16' VINYL OVAL

Colonial Style, Cupola, Pagoda Roof, Screen Package, & Turned Posts



12'X20' VINYL OVAL

Country Style, Cupola, Pagoda Roof, Screen Package, & Electrical Package



14'X20' WOOD OVAL

New England Style, Cupola, Pagoda Roof, Standing Seam Metal Roof, Composite Decking, & Canyon Brown Stain





WOOD

OVAL GAZEBOS

Imagine a peaceful, private retreat removed from the demands of everyday life. You will not have to travel far. Relaxation is just a few steps from your back door.

Recharge your batteries so you can give your family and your career the very best. Simple, quiet comfort can be yours to savor with your own handcrafted gazebo. There's no better time to build your own private sanctuary.

Gazebo Design Options Pg. 22-27

*Sizes, Posts, Railings, Braces, Colors, Screens & Windows,
Flooring & Decking, Roofing, & Accessories*




12'X16' WOOD OVAL

Dutch Style, Cupola, Canyon Brown Stain, & Screen Package



14'X20' WOOD OVAL

Baroque Style, Pagoda Roof, Clear VinylLite Windows, Mahogany Stain, Composite Decking, & Custom Weathervane



12'X24' WOOD OVAL

New England Style, Pagoda Roof, Cedar Shakes, & Canyon Brown Stain



12'X16' WOOD OVAL

New England Style, Cupola, Pagoda Roof,
Cedar Stain, & Cedar Shakes

LEFT (1"x6" Tongue & Groove Ceiling)
This roof gives the underside of your gazebo a high quality finish, and allows for greater snow load capacity.

RIGHT (2x6 Solid Braces) These braces add strength and control side-to-side motion.



10'X20' VINYL RECTANGLE
Baroque Style, Almond Color, Cupola, & Screen Package





VINYL

RECTANGLE GAZEBOS

Rectangles are perfect for anyone looking to maximize their outdoor living space. Perfect option for hot tubs and multi-purpose rooms.

Add custom screens, Vinylite window systems, and electrical packages to provide you with a unique, multi-seasonal outdoor family room for your enjoyment.

Gazebo Design Options Pg. 22-27

*Sizes, Posts, Railings, Braces, Colors, Screens & Windows,
Flooring & Decking, Roofing, & Accessories*

LEFT (Turned Posts) Add these decorative posts for more refined appeal.

MIDDLE (Vinylite Windows) These vinyl windows can open and close to protect you from the wind and elements. Screens & door are included.

RIGHT (Victorian Braces) These braces will add a Victorian era look to your gazebo.



12'X16' VINYL RECTANGLE

Colonial Style, Pagoda Roof, Cupola, Victorian Braces, Privacy Walls, & Screen Package



12'X20' VINYL RECTANGLE

Country Style & Cupola



12'X20' VINYL RECTANGLE

Country Style, Vinylite Windows, Cupola, & Custom Roofing



14'X20' VINYL RECTANGLE

Country Style & Almond Vinyl



12'X14' WOOD RECTANGLE
Dutch Style, Screen Package, & Mushroom Stain





WOOD

RECTANGLE GAZEBOS

The best-kept secret to gazebo ownership is year-round enjoyment. Don't walk away from your gazebo when summer ends.

Watch the leaves fall with a warm mug of apple cider on a crisp autumn day. Surround yourself by nature and rejuvenate your spirit. Take a mini-vacation right when you need it most of all from the comfort of your gazebo. Add a screen package and enjoy your gazebo all year long and keep out those pesky bugs.

Gazebo Design Options Pg. 22-27

*Sizes, Posts, Railings, Braces, Colors, Screens & Windows,
Flooring & Decking, Roofing, & Accessories*

LEFT (Stainless Steel Screws) Stainless steel screws help to maintain the long life of your gazebo and offer a finished appearance.

RIGHT (Double 2x4 Rafters) Our double rafters give your gazebo roof a heavy-duty load capacity and help prevent beam warping.



10'X10' WOOD RECTANGLE
Dutch Style, Screen Package, & Mushroom Stain



10'X12' WOOD RECTANGLE
Dutch Style, Screen Package, Mushroom Stain, & No Floor



16'X16' WOOD RECTANGLE
Dutch Style, Screen Package, Canyon Brown Stain, & No Floor



16'X28' WOOD RECTANGLE
Colonial Style, Cupola, & Cedar Stain



20'X40' VINYL RECTANGLE
Country Style, Screen Package with Double Doors, & Custom Standing Seam Metal Roof





VINYL & WOOD

COMMERCIAL GAZEBOS

Our Commercial Gazebos are made similar to the rest of our gazebos, but offer some upgraded parts. Our heavy-duty floor consists of 2x6 joists. The 5x5 posts support the 36" high hand railing. They come with arched corner braces and 6" top spindles. The roof is built with 2x6 rafters and sheeted with beautiful 1x6 tongue and groove boards, covered with roofing paper, and architectural asphalt shingles or upgrade to metal.

Gazebo Design Options Pg. 22-27

*Sizes, Posts, Railings, Braces, Colors, Screens & Windows,
Flooring & Decking, Roofing, & Accessories*



20' VINYL DODECAGON

Colonial Style, Cupola, Pagoda Roof, & Screen Package



30' WOOD DODECAGON

Dutch Style, Cupola, Pagoda Roof, Benches, Cedar Stain, & Cedar Shake Shingles



16'X32' WOOD RECTANGLE

Dutch Style, Cupola, Pagoda Roof, Cedar Stain, & Cedar Shake Shingles



16'X32' VINYL OVAL

Colonial Style, Custom Copper Top Cupola and Weathervane, Pagoda Roof, Turned Posts, Victorian Braces, Screen Package, & Custom Double Doors

LEFT (Metal Roof) Match your gazebo to another structure with either our standing seam or 5V metal roofing.

MIDDLE (Privacy Wall) Add additional privacy or protection from the elements.

RIGHT (Screen Package) Keep out those pesky flying bugs.



DESIGN YOUR GAZEBO

SIZES/ DIMENSIONS

Octagon	6', 8', 10', 12', 14', 16', 18', 20'
Oval	8'x12', 8'x16', 10'x12', 10'x14', 10'x16', 10'x18', 12'x16', 12'x20', 12'x24', 14'x20', 14'x24', 14'x28', 14'x32', 16'x20', 16'x24', 16'x28', 16'x32', 20'x24', 20'x28', 20'x32', 20'x36', 20'x40'
Rectangle	8'x8', 8'x12', 8'x16', 10'x10', 10'x12', 10'x14', 10'x16', 10'x18', 12'x12', 12'x16', 12'x20', 12'x24', 14'x14', 14'x20', 14'x24', 14'x28', 14'x32', 16'x16', 16'x20', 16'x24', 16'x28', 16'x32', 20'x20', 20'x24', 20'x28', 20'x32', 20'x36', 20'x40'
Dodecagon	20'x20', 22'x22', 24'x24', 26'x26', 28'x28', 30'x30'

BRACES

Standard Braces

Standard on all vinyl gazebos Standard on wood Dutch style gazebos Standard on wood Colonial & New England Style gazebos



Victorian Braces

Optional for vinyl gazebos Optional for wood gazebos



POSTS

Standard Posts Optional Turned Posts



RAILING STYLE (Standard doorway opening with floor: 14' wide units and smaller = 79¾" high)



Dutch Style

2x3 straight spindles
top and bottom




New England Style

2x3 turned spindles top and
bottom, scalloped fascia



Colonial Style

2x2 turned spindles top and
bottom, scalloped fascia



Baroque Rails

2x3 straight top spindles
¼" x 1" wavy bottom baluster



No Bottom Rails

Add your own rails to
match your existing deck



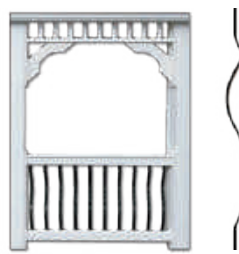
Country Style

2x2 straight spindles top
and bottom



Colonial Style

2x2 turned spindles top
and bottom



Baroque Rails

2x2 straight top spindles
¼" x 1" wavy bottom baluster



No Bottom Rails

Add your own rails to
match your existing deck

ADDITIONAL OPTIONS

Extra Screen Door

Add multiple
entrance points.

6" Higher Posts

Creates a higher
roof line.

Crown Molding

Decorative option

No Shingles Roof

Option for customer supplied
shingles

Stationary Skids

4"x4" wooden runners
under gazebo. Fastened
permanently.

5"x5" Posts

Adds a heavier look.
*Standard on units 16' wide
and larger

Spindles Above the Door

Continues a uniform look.
*Standard on units 16' wide
and larger

Wood Cedar Shakes

Stained clear unless otherwise
requested. Not available with
Bell Roof


WOOD STAIN (Includes Water Repellent)



Golden Oak



Cedar



Sepia Brown



Canyon Brown



Mushroom



Sky Gray



Cinder



Mahogany

VINYL & PAINT COLORS



White



Almond



Clay

CUSTOM COLORS



Custom colors are available for wood only. Customer provides paint or stain, or supplies a color code. Custom colors will add additional lead time and cost.


IMPORTANT NOTICE:

Colors printed in this brochure may not be accurate and should be used as reference only. If color selection is critical, please refer to actual color swatches available at your dealer location.

TYPES OF FLOORING



Pressure-Treated Yellow Pine
(Standard for Wood)
Your Yellow Pine floor will be stained to match your chosen gazebo stain color. Optional composite deckings below.



Standard Composite
(Standard with vinyl, optional for wood)




No Floor
Includes anchor brackets on bottom of posts for anchoring to your concrete footers or patio




Screens In Floor
Optional (Helps to keep the crawling bugs out.)

CAPPED COMPOSITE DECKING



Gray
(Standard on vinyl)




Brown




Tan


(OPTIONAL) TROPICAL VINYL DECKING




Slate




Amberwood



Rosewood



Walnut



Cypress

STANDARD ARCHITECTURAL ASPHALT SHINGLES



Dual Black



Dual Brown



Earthtone Cedar



Weather Wood



Harvard Slate



Charcoal Gray



Driftwood




Dual Gray

OPTIONAL METAL ROOFING



Bronze



Blue



Red



Green



Charcoal



Black

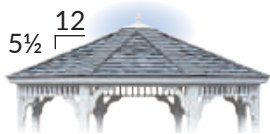


5V Metal Roof



Standing Seam

ROOF STYLES



Standard



Pinnacle Roof

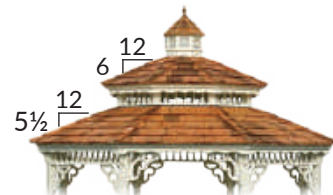
(Standard with steeper roof, large cupola, & large overhang.)



Bell

(Octagon & Oval Only)

(Standard with bell shaped roof, copper finial (Octagon Only), arched top rails.)



Pagoda Roof & Cupola

(Not available on Bell Roof.)

ALUMINUM SCREEN PACKAGE



Our screen package is constructed of high quality aluminum with a fiberglass screen mesh to withstand many years of use and whatever weather is thrown at it.

The screen package includes aluminum screen frames, trim strips to hold frames in place, and a high quality aluminum screen door. These packages are available for every gazebo style.

VINYLLITE WINDOWS




Enjoy your gazebo year-round with the VinyLite window package. These vinyl windows come with a complete screen package and door.



The vinyl material is strong and flexible. Even if stretched, this material will return to its original size. The window frames are made from a high grade aluminum.

FRAME COLORS (Screens & Windows)



White
(Standard on white gazebos)



Almond
(Standard on almond gazebos)




Bronze
(Standard on all clay & stained gazebos)

VINYL COLOR (For Windows)




Clear



Bronze
(Standard on all gazebos)



Dark Gray



Smoke

PERGOLAS

Pergolas aren't just for those seeking shade; they are also for those desiring character and style. Whether your patio demands the elegance of a bold stately structure, your garden needs a charming centerpiece, or you're simply looking to define a space to enjoy the ambiance of a cool evening, a pergola is the answer you have been searching for. With its many styles, the pergola offers a solution for any outdoor space.

(2) 18'X22' KINGSTONS

Standard Unit with Canyon Brown Stain







12'X14' VINYL HOLLANDER
Standard Unit with Optional Black Brackets



NEW
THIS
YEAR!



VINYL

HOLLANDER PERGOLAS

Our standard Vinyl Hollander Pergolas are structurally constructed of Pressure-Treated Southern Yellow Pine and sleeved in PVC Vinyl. The 6×6 posts are Pine at its core, and wrapped in maintenance-free vinyl. We include decorative post skirts at the bottom to hide the anchoring brackets and bolts that attach directly to your concrete footers. Double 2×8 headers span from post to post. On top of the headers you will find 2×6 rafters & 1×3 stringers.

With clean cut corners and custom laser cut steel brackets, this structure serves as a stunning addition to any backyard.

Pergola Design Options Pg. 58-59


Sizes, Posts, Colors, EZ Shades, Additional & Decorative Options



LEFT (1# Southern Pine Packed Vinyl) The support structure is built using pressure-treated pine and wrapped in vinyl sleeves for a clean maintenance-free appearance.

RIGHT (Custom Steel Brackets) Several powder coated custom steel brackets are used on these structures. Black brackets are standard on almond, clay and wood Hollander Pergolas while white brackets are standard on white vinyl Hollander Pergolas.

12'X16' VINYL HOLLANDER
Almond Vinyl





12'X14' WOOD HOLLANDER
Golden Oak Stain



NEW
THIS
YEAR!



WOOD

HOLLANDER PERGOLAS

Our Wood Hollander Pergolas are built using #1 and premium grade, pressure treated Southern Yellow Pine. These structures come with standard 5x5 posts. We include decorative post skirts at the bottom to hide the anchoring brackets and bolts that attach directly to your concrete footers. Double 2x8 headers span from post to post. On top of the headers you will find 2x6 rafters & 2x4 stringers.

This structure is a modern approach to a traditional design. Similar in size and shape to our Traditional Pergolas, the Hollander offers a cleaner look perfect for every backyard.

Pergola Design Options Pg. 58-59

Sizes, Posts, Colors, EZ Shades, Additional & Decorative Options



12'X16' WOOD HOLLANDER
Sky Gray Stain



LEFT (Custom Anchor Brackets)
4 Stainless steel brackets keep this pergola standing strong even in high winds.

RIGHT (Rafters & Purlins) Our low-profile rafters and purlins give a sleek modern look without being overly decorative.



10'X14' VINYL ARTISAN
10" Tapered Columns, EZ Shade Canopy, & (2) EZ Shade Curtains





VINYL

ARTISAN PERGOLAS

Our Vinyl Artisan Pergola comes standard with maintenance-free white vinyl, solid pressure-treated wood 6x6 posts sleeved in vinyl with decorative base and capital. Double 2x8 headers with pressure-treated wood, sleeved in white vinyl provide strength and a non-sagging appearance. Full width 2x6 rafter joists with wood inside, span across the shorter side, and full width 2x4 purlins span the longer side. We include engineered anchor brackets for anchoring to concrete pads and wood decks. With a vinyl pergola you don't have to deal with the hassles of maintenance. Your pergola is designed for easy, worry-free care with your family's safety and enjoyment in mind.

Pergola Design Options Pg. 58-59

Sizes, Posts, Colors, EZ Shades, Additional & Decorative Options

LEFT (Decorative End Caps) The joists and purlins of your pergola are capped with these decorative end caps.

MIDDLE (Post Skirts) The anchor brackets and bolts are hidden beneath these attractive post skirts.

RIGHT (Post Trim) The top of each post is covered with this post trim to hide the connecting screws.



10'X14' VINYL ARTISAN
8"x8" Square Posts



10'X16' VINYL ARTISAN
Standard Posts & EZ Shade Canopy



14'X20' VINYL ARTISAN
10" Tapered Columns



16'X32' VINYL ARTISAN
10" Tapered Columns, EZ Shade Canopy, & EZ Shade Curtain



10'X14' WOOD ARTISAN
8"x8" Posts & Mahogany Stain





WOOD

ARTISAN PERGOLAS

Our Artisan Pergola comes standard with a Rough Sawn Western Red Cedar top and is pre-stained to your choice of one of our available standard stain colors. Pressure-treated wood 6x6 posts sleeved in white vinyl with decorative base and capital. Double ply 2x8 (rough cut) headers on all four sides create a completely finished look. 2x6 joists (rough cut) span the shorter side and 2x4 purlins (rough cut) span the longer side, notched together for strength and to resist warping. We include anchor brackets for anchoring to concrete pads and wood decks.

Pergola Design Options Pg. 58-59

Sizes, Posts, Colors, EZ Shades, Additional & Decorative Options

LEFT (Notched Intersections) The joists and purlins of your pergola are notched together for strength and to resist warping.

MIDDLE (Anchor Brackets) Your pergola includes powder-coated anchor brackets and concrete lag bolts.

RIGHT (Double-Ply Headers and Decorative Trim) Your Pergola comes with heavy duty double-ply headers to resist sagging, and we cover the connections with trim for a finished and refined look.



10'X10' WOOD ARTISAN
EZ Shade Canopy & Mahogany Stain



10'X14' WOOD ARTISAN
10" Tapered Columns & Canyon Brown Stain



16'X32' WOOD ARTISAN
10" Tapered Columns & Mahogany Stain



10'X32' WOOD ARTISAN
8"x8" Wood Posts & Custom Stain Color



10'X12' ARCADIAN
Standard Unit





VINYL

ARCADIAN PERGOLAS

Our Vinyl Arcadian Pergola comes standard with maintenance-free white vinyl. Solid pressure-treated wood 6x6 posts are sleeved in vinyl with a decorative base and capital. Double 2x8 headers with pressure-treated wood, sleeved in white vinyl provide strength and a non-sagging appearance. Full width 2x6 arched rafter joists span across the shorter side, and 2x2 purlins span the longer side. We include engineered anchor brackets for anchoring to concrete pads and wood decks. With a vinyl pergola, you don't have to deal with the hassles of maintenance. Your pergola is designed for easy, worry-free care with your family's safety and enjoyment in mind.

Pergola Design Options Pg. 58-59

Sizes, Posts, Colors, EZ Shades, Additional & Decorative Options



10'X12' ARCADIAN
Standard Unit with Almond Vinyl



10'X14' ARCADIAN
10" Tapered Columns



14'X18' ARCADIAN
Standard Unit installed on Footers



14'X20' ARCADIAN
10" Tapered Columns & Custom Length Purlins Cut on Site to Match Curve of Patio

LEFT (Arched Joists) Stand out from the crowd with these continuous arched joists which give your pergola a unique look.

MIDDLE (6 x 6 Posts) The large 6"x6" posts offer a strong and sturdy base for this unique pergola.

RIGHT (Post Trim) The top of each post is covered with this post trim to hide the connecting screws.



12'X17' HEARTHSIDE
Lattice Roof & Cinder Stain





WOOD

HEARTHSIDE PERGOLAS

The Hearthside Pergola comes standard with unstained pressure-treated Southern Yellow Pine (stain colors available), solid laminated 5x5 posts with decorative post skirts, and 2x6 arched rafter joists utilizing engineered connection brackets for strength. The arched rafters span across the even measurement side, and 2x6 purlins with scalloped ends span the odd side. Both have notched intersections to resist warping. The triple ply 2x8 header provides strength to maintain a straight non-sagging appearance. We include anchor brackets for concrete pads and wood decks.

Pergola Design Options Pg. 58-59

Sizes, Posts, Colors, EZ Shades, Additional & Decorative Options



12'X15' HEARTHSIDE

Lattice Roof, Privacy Wall, EZ Shade Canopy, & Golden Oak Stain



12'X17' HEARTHSIDE

With Lattice Roof, Superior Posts & Canyon Brown Stain



12'X17' HEARTHSIDE

Superior Posts & Sepia Brown Stain

12'X15' HEARTHSIDE

Standard Unit Unstained

LEFT (Triple-Ply Headers) These heavy-duty headers carry the load of the large arched rafters.

MIDDLE (Joist Brackets) These powder-coated brackets connect the two-part arched joists together for a strong connection.

RIGHT (Notched Intersections) The joists and purlins of your pergola are notched together for strength and to resist warping.





16'X22' KINGSTON
Cedar Stain





WOOD

KINGSTON PERGOLAS

Our standard Kingston pergolas are completely made of a Rough Sawn Western Red Cedar lumber. It stands on solid 8x8 cedar posts and includes large 4x10 braces for stability. The heavy-duty headers are built with 6x12 beams and carry the 4x8 joists spaced 24" on center. Blocking out an abundant amount of sun, the 2x3 purlins are spaced approximately 6" on center providing the perfect amount of shade to sit and enjoy a mid-summer day. Available sizes range from 10'x10' up to 18'x40'. This pergola is available up to a massive 18'x22' with only four posts.

Pergola Design Options Pg. 58-59

Sizes, Posts, Colors, EZ Shades, Additional & Decorative Options



12'X16' KINGSTON

EZ Shade Canopy & Canyon Brown Stain



14'X16' KINGSTON

EZ Shade Curtain & Cinder Stain



16'X18' KINGSTON

Canyon Brown Stain



18'X22' KINGSTON

Mahogany Stain

LEFT (18' Long Units & Shorter)
Lag bolts only

MIDDLE (20' Long Units & Longer)
Includes joining plates.

RIGHT (Heavy-Duty Appearance) Large
4x8 joists offer a beefy feel with the 2x3
purlins giving ample shade and comfort.



10'X14' VINYL SANTA FE
Standard Unit with Canyon Brown Stain





VINYL

SANTA FE PERGOLAS

Our Vinyl Santa Fe Pergolas come standard with 8x8 posts and decorative vinyl post skirts. Large curved braces keep your unit solid and sturdy. This pergola showcases heavy-duty headers on all four sides to support the roof.

Available in vinyl with a stained wooden top, you can order your Santa Fe Pergola to fit perfectly into your backyard setting. The roofs on all models are constructed of pine 2x8 joists and pine 2x3 purlins and have a 2/12 roof pitch. Need more shade? Add an EZ Shade Curtain or Canopy to maximize your outdoor living space.

Pergola Design Options Pg. 58-59

Sizes, Posts, Colors, EZ Shades, Additional & Decorative Options

12'X12' VINYL SANTA FE

Almond Vinyl & Mahogany Stain



LEFT (Joists and Purlins) 2x8 pine joists with 2x3 pine purlins give ample shade and comfort.

MIDDLE (Post Skirts) The anchor brackets and bolts are hidden beneath these attractive post skirts.

RIGHT (Post Trim) The top of each post is covered with this post trim to hide the connecting screws.





WOOD

SANTA FE PERGOLAS

Our Wood Santa Fe Pergolas come standard with 8x8 posts and decorative post skirts. Large curved braces keep your unit solid and sturdy. This pergola showcases heavy-duty headers on all four sides to support the roof.

Available in pine or cedar you can order your Santa Fe Pergola to fit perfectly into your backyard setting. The roofs on all models are constructed of 2x8 joists and 2x3 purlins and have a 2/12 roof pitch. Need more shade? Add an EZ Shade Curtain or Canopy to maximize your outdoor living space.

Pergola Design Options Pg. 58-59

Sizes, Posts, Colors, EZ Shades, Additional & Decorative Options



10'X14' PINE SANTA FE
Standard Unit with Cedar Stain



10'X16' CEDAR SANTA FE
Standard Unit with Mushroom Stain

12'X12' PINE SANTA FE
Standard Unit Unstained

LEFT (Joists and Purlins) 2x8 pine joists with 2x3 pine purlins give ample shade and comfort.

MIDDLE (Post Skirts) The anchor brackets and bolts are hidden beneath these attractive post skirts.

RIGHT (Post Trim) The top of each post is covered with this post trim to hide the connecting screws.





12'X12' TRADITIONAL
Standard Unit





VINYL

TRADITIONAL PERGOLAS

Our Traditional Vinyl Pergolas are built standard with maintenance-free white vinyl over pressure-treated wood for superior strength and long life. We also use 5x5 wood posts sleeved with white vinyl, decorative post skirts, 1½x5½ joists with decorative scalloped end caps that span the short side, and 1½" square purlins with decorative diamond end caps that span the longer side. Heavy-duty double 2x6 headers with braces provide rigidity, along with anchor brackets for concrete pads and wood decks. With a vinyl pergola, you don't have to deal with the hassles of maintenance. Your pergola is designed for easy, worry-free care with your family's safety and enjoyment in mind.

Pergola Design Options Pg. 58-59

Sizes, Posts, Colors, EZ Shades, Additional & Decorative Options

LEFT (Decorative End Caps) The joists and purlins are capped with these decorative end caps.

MIDDLE (Post Skirts) The anchor brackets and bolts are hidden beneath these attractive post skirts.

RIGHT (Braces) The braces make this pergola a strong and sturdy structure.



10'X12' VINYL TRADITIONAL
Lattice Roof, Superior Posts, & Customer Installed Side Shade



14'X14' VINYL TRADITIONAL
Superior Posts



14'X20' VINYL TRADITIONAL
EZ Shade Canopy



16'X23' VINYL TRADITIONAL
(2) Extra Posts & Lattice Roof



12'X12' TRADITIONAL
Mahogany Stain & Lattice Roof





WOOD

TRADITIONAL PERGOLAS

Our standard Traditional Wood Pergolas include unstained pressure-treated Southern Yellow Pine, solid laminated 5x5 posts with decorative post skirts, solid 2x6 joists span the shorter side & 2x4 purlins span the longer side, both with scalloped ends and notched intersections to resist warping. We add heavy-duty double 2x6 headers with braces for rigidity, and anchor brackets for concrete pads and wood decks.

Pergola Design Options Pg. 58-59

Sizes, Posts, Colors, EZ Shades, Additional & Decorative Options



8'X10' WOOD TRADITIONAL
EZ Shade Canopy & Cinder Stain



10'X10' WOOD TRADITIONAL
Superior Posts & Cedar Stain



10'X14' WOOD TRADITIONAL
Standard Unit with Canyon Brown Stain



16'X32' WOOD TRADITIONAL
(2) EZ Shade Canopies, Superior Posts, & Canyon Brown Stain


LEFT (Braces) The braces make this pergola a strong and sturdy structure.

MIDDLE (Anchor Brackets) These powder-coated anchor brackets attach the pergola to your footers.

RIGHT (Decorative Scallops) The joists and purlins are cut with these decorative ends for a finished and refined appearance.



14'X14' VINYL VISTA
Standard Unit





VINYL

VISTA PERGOLAS

Our Vinyl Vista Pergolas come standard with 8x8 posts and decorative post skirts. The support structure is constructed of pressure-treated pine and wrapped in cellular PVC and vinyl sleeves for a clean modern look. At the top of the posts you will find large powder-coated brackets to enhance lateral strength and rigidity. The large headers offer wide spans for an unobstructed view. The joists are hung from the headers with powder-coated brackets for a low-profile look while maintaining the traditional pergola look and feel. Finishing off the top are the 1x3 purlins, spaced to maximize shade while also allowing the sky to show through. This modern looking pergola will fit perfectly into your modern backyard oasis.

Pergola Design Options Pg. 58-59

Sizes, Colors, EZ Shades, Additional & Decorative Options



LEFT (Joist Brackets) These brackets attach the joists directly to the headers for a low-profile appearance.

MIDDLE (Post Skirt) The anchor brackets and bolts are hidden beneath these attractive skirts.

RIGHT (Post & Header Bracket) These large brackets make this unit a strong and sturdy structure.

10'X10' VINYL VISTA
Almond Vinyl







WOOD

VISTA PERGOLAS

Our Wood Vista Pergolas are available in either Western Red Cedar or Southern Yellow Pine. These pergolas come standard with 8x8 posts and decorative post skirts. At the top of the post you will find large powder-coated brackets to enhance lateral strength and rigidity. The large headers offer wide spans for an unobstructed view. The joists are hung from the headers with powder-coated brackets for a low-profile look while maintaining the traditional pergola look and feel. Finishing off the top are the 1x3 purlins, spaced to maximize shade while also allowing the sky to show through. This modern looking pergola will fit perfectly into your modern backyard oasis.

Pergola Design Options Pg. 58-59

Sizes, Colors, EZ Shades, Additional & Decorative Options

LEFT (Oversized Headers) These large headers eliminate the need for corner braces.

MIDDLE (Electric Package) Add an electrical package and enjoy your pergola well into the evening hours.

RIGHT (Post & Header Bracket) These large brackets make this unit a strong and sturdy structure.



14'X14' PINE VISTA
Standard Unit with Mushroom Stain



CUSTOM WOOD TRADITIONAL
Attached to House, (5) 6" Higher Posts, (2) EZ Shade Curtains, & Golden Oak Stain





VINYL & WOOD

CUSTOM PERGOLAS

YOUR STYLE

Looking for a pergola that matches your unique style? We can custom design most of our structures to fit your needs and the style of your home.

YOUR DESIGN

Don't see what you are looking for? We will work with you to create a design that is uniquely yours.

YOUR SIZE

Do you have a uniquely sized space you want to fit? We can custom design a pergola to fit your dimensions perfectly!

Pergola Design Options Pg. 58-59

Sizes, Posts, Colors, EZ Shades, Additional & Decorative Options

LEFT (Custom Design) Don't see what you like in our brochure? Request a custom design!

MIDDLE (Attached to House) We can make most of our pergolas to attach to your home.

RIGHT (Custom Shapes) Do you have a difficult patio or angle? We can help with custom shaped pergolas.



CUSTOM CEDAR ARTISAN
Custom Columns & Mushroom Stain



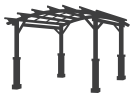
CUSTOM CEDAR ARTISAN
Attached to House, Custom 10" Tapered Columns, Lattice Roof, & Mushroom Stain



CUSTOM WOOD TRIANGLE TRADITIONAL
Privacy Wall & Canyon Brown Stain



CUSTOM VINYL TRADITIONAL
Privacy Walls & Glu-Lam Beam Designed to Span a 19' Opening



DESIGN YOUR PERGOLA

SIZES/ DIMENSIONS

Hollander	8'x8', 8'x10', 8'x12', 8'x14', 8'x16', 10'x10', 10'x12', 10'x14', 10'x16', 10'x20', 12'x12', 12'x14', 12'x16', 12'x20', 12'x24', 14'x14', 14'x16', 14'x20', 14'x24', 14'x28', 16'x16', 16'x20', 16'x24', 16'x28', 16'x32'
Artisan	8'x8', 8'x10', 8'x12', 8'x14', 8'x16', 10'x10', 10'x12', 10'x14', 10'x16', 10'x20', 12'x12', 12'x14', 12'x16', 12'x20', 12'x24', 14'x14', 14'x16', 14'x20', 14'x24', 14'x28', 16'x16', 16'x20', 16'x24', 16'x28', 16'x32'
Arcadian	8'x8', 8'x10', 8'x12', 8'x14', 8'x16', 10'x10', 10'x12', 10'x14', 10'x16', 10'x20', 12'x12', 12'x14', 12'x16', 12'x20', 12'x24', 14'x14', 14'x16', 14'x20', 14'x24', 14'x28'
Hearthside	8'x11', 8'x13', 8'x15', 8'x17', 8'x21', 8'x25', 8'x29', 10'x11', 10'x13', 10'x15', 10'x17', 10'x21', 10'x25', 10'x29', 12'x11', 12'x13', 12'x15', 12'x17', 12'x21', 12'x25', 12'x29', 14'x11', 14'x13', 14'x15', 14'x17', 14'x21', 14'x25', 14'x29'
Kingston	10'x10', 10'x12', 10'x14', 10'x16', 10'x18', 10'x20', 10'x22', 12'x12', 12'x14', 12'x16', 12'x18', 12'x20', 12'x22', 12'x24', 14'x14', 14'x16', 14'x18', 14'x20', 14'x22', 14'x24', 14'x28', 16'x16', 16'x18', 16'x20', 16'x22', 16'x24', 16'x28', 16'x32', 18'x18', 18'x20', 18'x22', 18'x24', 18'x28', 18'x32', 18'x36', 18'x40'
Santa Fe	10'x10', 10'x12', 10'x14', 10'x16', 10'x18', 10'x20', 12'x10', 12'x12', 12'x14', 12'x16', 12'x18', 12'x20', 12'x24', 14'x10', 14'x12', 14'x14', 14'x16', 14'x18', 14'x20', 14'x24', 14'x28', 16'x10', 16'x12', 16'x14', 16'x16', 16'x18', 16'x20', 16'x24', 16'x28', 16'x32', 18'x10', 18'x12', 18'x14', 18'x16', 18'x18', 18'x20', 18'x24', 18'x28', 18'x32', 18'x36'
Traditional	8'x8', 8'x10', 8'x12', 8'x14', 8'x16', 10'x10', 10'x12', 10'x14', 10'x16', 10'x20', 12'x12', 12'x14', 12'x16', 12'x20', 12'x24', 14'x14', 14'x16', 14'x20', 14'x24', 14'x28', 16'x16', 16'x20', 16'x24', 16'x28', 16'x32'
Vista	10'x10', 10'x12', 10'x14', 10'x16', 10'x18', 10'x20', 12'x12', 12'x14', 12'x16', 12'x18', 12'x20', 12'x24', 14'x14', 14'x16', 14'x18', 14'x20', 14'x24', 14'x28', 16'x16', 16'x18', 16'x20', 16'x24', 16'x28', 16'x32', 18'x18', 18'x20', 18'x24', 18'x28', 18'x32', 18'x36', 20'x20', 20'x24', 20'x28', 20'x32', 20'x36', 20'x40'

ADDITIONAL PERGOLA OPTIONS

Attached to House

Order your structure with a header to attach to your home.
Proper attachment is required to protect your home.

6" to 48" Higher Posts

Creates a higher roof line.

Additional Purlins

Add additional purlins to your pergola for more shade or a more detailed appearance.

EZ Shade

Add a curtain or canopy to your pergola for extra shade.

SEE PAGE 92

IMPORTANT NOTICE:

Colors printed in this brochure may not be accurate and should be used as reference only. If color selection is critical, please refer to actual color swatches available at your dealer location.

WOOD STAIN (Includes Water Repellent)



Golden Oak

Cedar

Sepia
Brown

Canyon
Brown

Mushroom

Sky
Gray

Cinder

Mahogany

VINYL & PAINT COLORS



White



Almond



Clay

CUSTOM COLORS



Custom colors are available for wood only. Customer provides paint or stain, or supplies a color code. Custom colors will add additional lead time.

WOOD POSTS



5x5 Superior
Post

(Not available with 10" columns.)




8x8 Wood Post

VINYL POSTS




5x5 Superior
Post

(Not available with 10" columns.)




8x8 Vinyl Post



10" Tapered
Columns

DECORATIVE OPTIONS (Only available for Traditional and Hearthside Pergolas)



PRIVACY WALL
Blocks wind and creates an intimate setting.



LATTICE ROOF
Provides increased shade.

PAVILIONS

Always a hub of activity, the pavilion is at the center of outdoor entertaining. Whether dodging the sun, waiting out a summer shower, or sitting down for a meal, people will gather together in your new pavilion.

Choose between the natural beauty of wood or the convenience of maintenance free vinyl pavilions. Available in many styles, our pavilions will host countless family gatherings, social events, and relaxing evenings for years to come. Add character to your outdoor living space with a custom-built pavilion today.

14'X16' VINYL A-FRAME

Electrical Package & Customer Installed Gutter System with Down Spouts







12'X16' HAMPTON
Cupola, 10" Tapered Columns, & Asphalt Shingles





VINYL

HAMPTON PAVILIONS

Our Hampton Pavilions are made from #1 grade treated Southern Yellow Pine which is wrapped in high quality vinyl. The Hampton comes standard with attractive 10" tapered columns with solid wood posts inside. The posts come with powder-coated anchor brackets at the base of each column to attach directly onto your concrete pad or a wood deck. Our decorative post trim covers all the connections for a clean appearance. The arched headers add charisma and are designed to support heavy roof loads, and resist high winds. The headers are trimmed with our decorative dental molding and feature a 12" roof overhang. The ceiling is made of beautiful 1x6 tongue and groove boards, stained mahogany for a rich appearance. The steeper 7.5/12 roof pitch adds character and is constructed with double main rafters and covered with architectural asphalt shingles. Our Hampton Pavilions are engineered to withstand 140 mph winds and 45 pounds per square foot snow loads.

Pavilion Design Options Pg. 88-91

Sizes, Posts, Colors, EZ Shade, Villas, Roofing, & Accessories

LEFT (Column Base) The 10" tapered columns come with a column base to cover the anchoring hardware included.

MIDDLE (Post Trim and Dental Molding) All pavilions come with decorative pieces which cover the connection hardware and give your pavilion a finished and refined feel.

RIGHT (Roof Detail) This Hampton Pavilion showcases a pine ceiling with a mahogany stain.



12'X12' HAMPTON
Penny Copper Standing Seam Metal Roof



14'X16' HAMPTON
Cupola & Asphalt Shingles



14'X20' HAMPTON
Asphalt Shingles



14'X20' HAMPTON
Custom Upgraded Headers to Remove Center Posts, & 8x8 Posts



14'X16' ALPINE
Canyon Brown Stain, Asphalt Shingles, & Customer Installed Gutters with Down Spouts





WOOD

ALPINE PAVILIONS

Our Alpine Pavilions are made from Western Red Cedar with Southern Yellow Pine under the roof. All boards are hand-selected for the best possible appearance. The wood is finished with one of our standard colors. The 8x8 posts are laminated and wrapped to resist warping and checking. The posts come with a black powder-coated bracket at each base to attach directly onto your concrete pad or wood deck, and are covered with a decorative skirt for a finished look. The 4x8 half-moon braces add beauty and lateral strength to resist high winds. The engineered 3-ply 6x8 headers are built to span up to 16' long without sagging. The roof is engineered with 2x6 rafters for structural integrity and comes with a 10/12 pitch on units 16' wide and smaller, and an 8/12 pitch on units 18' wide and larger. We use 1x6 pine tongue and groove boards for the ceiling, covered with architectural asphalt shingles. Our rectangle pavilions are engineered to withstand 140 mph winds and 45 pounds per square foot snow loads. All this comes standard for a strong and beautiful structure.

Pavilion Design Options Pg. 88-91

Sizes, Posts, Colors, EZ Shade, Villas, Roofing, & Accessories

LEFT (Post Skirts) These decorative post skirts cover the anchor brackets and bolts to keep a clean and finished appearance.

MIDDLE (Cedar Lumber) Alpine Pavilions come with Western Red Cedar lumber. This appearance-grade lumber is low in knots and comes pre-stained.

RIGHT (Underside of Roof) The underside of the roof offers a tall and awe-inspiring view from below.



10'X12' ALPINE

No Stain, Custom Roof Pitch, & Asphalt Shingles



12'X14' ALPINE

Canyon Brown Stain & Asphalt Shingles



16'X14' ALPINE

Electrical Package, Canyon Brown Stain, & Asphalt Shingles



14'X18' ALPINE

Canyon Brown Stain & Standing Seam Metal Roof



12'X18' VINYL TRADITIONAL
8x8 Posts, Electrical Package, & Customer Installed Gutters with Down Spouts





VINYL

TRADITIONAL PAVILIONS

Our standard Vinyl Traditional Pavilions are made from #1 grade treated Southern Yellow Pine and covered in high quality vinyl. Our posts are built with a heavy-duty wooden 6x6 post, inserted into a low-maintenance vinyl sleeve. Each post comes with a powder-coated bracket at the base to attach directly onto your concrete pad or wood deck, and is covered with a decorative skirt for a finished look. The enhanced arched braces add the stability needed to resist high winds. Our decorative post trim covers all the connections for a clean appearance. Engineered headers are built with 4 ply 2x8s to span up to 18' long without sagging. The roof is engineered with double main rafters for structural integrity. We use beautiful 1x6 tongue and groove boards for the ceiling, stained mahogany. The roof comes with a 6/12 roof pitch and architectural asphalt shingles. Our rectangle pavilions are engineered to withstand 140 mph winds and 45 pounds per square foot snow loads. All this comes standard on your Vinyl Pavilion.

Pavilion Design Options Pg. 88-91

Sizes, Posts, Colors, EZ Shade, Villas, Roofing, & Accessories

LEFT (Anchor Brackets) This pavilion comes with the required anchor brackets and concrete lag bolts to attach to footers.

MIDDLE (Post Trim, Brace & Headers) Vinyl Pavilions come with these decorative parts that combine for an elegant look.

RIGHT (Stained Ceiling) This vinyl pavilion comes pre-stained in this beautiful mahogany color.



14'X14' VINYL TRADITIONAL

Almond Vinyl, 10" Tapered Columns, Customer Installed Gutters, & Asphalt Shingles



12'X20' VINYL TRADITIONAL

Almond Vinyl & Asphalt Shingles



14'X20' VINYL TRADITIONAL

Custom Upgraded Header to Remove Center Post, & 8"x8" Posts



20'X32' VINYL TRADITIONAL

8"x8" Posts & Asphalt Shingles



12X16' WOOD TRADITIONAL
Cinder Stain, Cupola, 8"x8" Posts, & Asphalt Shingles





WOOD

TRADITIONAL PAVILIONS

Our standard Wood Traditional Pavilions are made from #1 grade treated Southern Yellow Pine. The wood is unfinished and ready for you to stain or paint, or you can choose from one of our optional stain or paint colors. The 5x5 posts are laminated to resist warping and checking. The posts come with a black powder-coated bracket at each base to attach directly onto your concrete pad or wood deck and are covered with a decorative skirt for a finished look. The 2x6 half-moon braces add beauty, and lateral strength to resist high winds. Our decorative post trim covers all the connections for a clean appearance. Engineered headers are built with 3 ply 2x8s to span up to 18' long without sagging. The roof comes with a 6/12 roof pitch and is engineered with double main rafters for structural integrity. We use beautiful 1x6 tongue and groove boards for the ceiling, covered with architectural asphalt shingles. Our rectangle pavilions are engineered to withstand 140 mph winds and 45 pounds per square foot snow loads. All this comes standard on your Wood Pavilion for a strong and beautiful structure to give you the perfect oasis for outdoor entertaining.

Pavilion Design Options Pg. 88-91

Sizes, Posts, Colors, EZ Shade, Villas, Roofing, & Accessories

LEFT (Anchor Brackets) This pavilion comes with the required anchor brackets and concrete lag bolts to attach to the footers.

MIDDLE (Brace & Headers) This pavilion comes with these heavy-duty headers and braces for a strong and stable structure.

RIGHT (Southern Yellow Pine) This wood pavilion is made of pressure-treated #1 Southern Yellow Pine for many years of worry free weather resistance.



10'X12' WOOD TRADITIONAL

Custom Stain Color, Superior Posts, & Asphalt Shingles



16'X20' WOOD TRADITIONAL

Canyon Brown Stain & Asphalt Shingles



14'X24' WOOD TRADITIONAL

Canyon Brown Stain, Cupola, 8x8 Posts, & Asphalt Shingles



16'X32' WOOD TRADITIONAL

Additional Posts, Canyon Brown Stain, & Asphalt Shingles





VINYL

A-FRAME PAVILIONS

Our standard Vinyl A-Frame Pavilions are made similar to our Vinyl Traditional Pavilions, but with an A-Frame roof. The 5x5 posts are laminated to resist warping and checking and wrapped in vinyl sleeves. The posts come with brackets at each base to attach directly onto your concrete pad and are covered with a decorative skirt for a finished look. The braces add beauty, and lateral strength to resist high winds. Our decorative post trim covers all the connections for a clean appearance. The headers are built with 3 ply 2x8s to span up to 18' long without sagging. The roof is made with double rafters for structural integrity, and sheeted with beautiful 1x6 tongue and groove boards for the ceiling. The roof is a 6/12 pitch and covered with architectural asphalt shingles. Our rectangle pavilions are engineered to withstand 140 mph winds and 45 pounds per square foot snow loads. All this comes standard on your Vinyl A-Frame Pavilion for a strong and beautiful structure to give you the perfect oasis for outdoor entertaining.

Pavilion Design Options Pg. 88-91

Sizes, Posts, Colors, EZ Shade, Villas, Roofing, & Accessories

LEFT (Triple Web) The triple web gives the A-Frame strong and sturdy support.

RIGHT (Post Trim) The top of each post is covered with this post trim to hide the connecting screws.



12'X20' VINYL A-FRAME

Extra Posts



16'X14' VINYL A-FRAME

Standard Unit with 8x8 Posts



14'X18' VINYL A-FRAME

Standing Seam Metal Roof, Cupola, & Custom Roof Overhang



14'X18' VINYL A-FRAME

Almond Vinyl & Electrical Package



10'X14' WOOD A-FRAME
Standard Unit with Mahogany Stain





WOOD

A-FRAME PAVILIONS

Our standard Wood A-Frame Pavilions are made similar to our Wood Traditional Pavilions, but with an A-Frame roof. The 5x5 posts are laminated to resist warping and checking. The posts come with brackets at each base to attach directly onto your concrete pad and are covered with a decorative skirt for a finished look. The braces add beauty, and lateral strength to resist high winds. Our decorative wood post trim covers all the connections for a clean appearance. The headers are built with 3 ply 2x8s to span up to 18' long without sagging. The roof is made with double rafters for structural integrity, and sheeted with beautiful 1x6 tongue and groove boards for the ceiling. The roof is a 6/12 pitch and covered with architectural asphalt shingles. Our rectangle pavilions are engineered to withstand 140 mph winds and 45 pounds per square foot snow loads. All this comes standard on your Wood A-Frame Pavilion for a strong and beautiful structure to give you the perfect oasis for outdoor entertaining.

Pavilion Design Options Pg. 88-91

Sizes, Posts, Colors, EZ Shade, Villas, Roofing, & Accessories

12'X12' WOOD A-FRAME
Golden Oak Stain & Green 5V
Metal Roofing

LEFT (Anchor Brackets) This pavilion comes with the required anchor brackets and concrete lag bolts to attach to the footers.

MIDDLE (Brace & Headers) This pavilion comes with these heavy-duty headers and braces for a strong and stable structure.

RIGHT (Southern Yellow Pine) This wood pavilion is made of pressure-treated #1 Southern Yellow Pine for many years of worry free weather resistance.





16'X24' VINYL GRAND ESTATE
Standard Unit with Asphalt Shingles





VINYL

GRAND ESTATE PAVILIONS

Our Vinyl Grand Estate Pavilions are available in different colors and are offered with free spans up to 24' wide. These structures come standard with 8x8 posts and curved braces. The headers are made of laminated 2x6 boards and are highlighted by a 2x8 fascia board. The roof comes with a 7/12 pitch, is built with 2x10 rafters and 1x6 tongue & groove roof decking, and is covered with architectural asphalt shingles.

Pavilion Design Options Pg. 88-91

Sizes, Posts, Colors, EZ Shade, Villas, Roofing, & Accessories

LEFT (Grand Estate Cupola) This beautiful 30" square cupola offers a copper metal roof and glass windows.

MIDDLE (Brace & Headers) These heavy-duty braces and Glu-Lam headers enable spans of up to 24' wide and stabilize the structure.

RIGHT (Post Skirts) These decorative post skirts cover the anchor brackets and bolts to keep a clean and finished appearance.



16'X24' VINYL GRAND ESTATE

Almond Color Vinyl & Electrical Package



20'X20' VINYL GRAND ESTATE

Grand Estate Cupola & Electrical Package



20'X24' VINYL GRAND ESTATE

Electrical Package



24'X24' VINYL GRAND ESTATE

Grand Estate Cupola & Standing Seam Metal Roof



20'X20' WOOD GRAND ESTATE
Canyon Brown Stain, Standing Seam Metal Roof, & Customer Installed Gutters





WOOD

GRAND ESTATE PAVILIONS

Our Wood Grand Estate Pavilions are offered with free spans up to 24' wide. These structures come standard with 8x8 posts and curved braces. The headers are made of laminated 2x6 boards and are highlighted by a 2x8 fascia board. The roof comes with a 7/12 pitch, is built with 2x10 rafters and 1x6 tongue & groove roof decking, and is covered with architectural asphalt shingles.

Pavilion Design Options Pg. 88-91

Sizes, Posts, Colors, EZ Shade, Villas, Roofing, & Accessories



LEFT (Grand Estate Cupola) This beautiful 30" square cupola offers a copper metal roof and glass windows.

MIDDLE (Brace & Headers) These heavy-duty braces and Glu-Lam headers enable spans of up to 24' wide and stabilize the structure.

RIGHT (Post Skirts) These decorative post skirts cover the anchor brackets and bolts to keep a clean and finished appearance.



24'X24' WOOD GRAND ESTATE

Canyon Brown Stain, Standing Seam Metal Roof, & Grand Estate Cupola



12'X14' VINYL SANTA FE
Electrical Package & Cinder Stain Ceiling





VINYL

SANTA FE PAVILIONS

Our Santa Fe Vinyl Pavilion area comes standard with 8x8 posts and decorative post skirts. Large vinyl braces keep your unit solid and sturdy. This pavilion showcases heavy duty headers on all four sides to support the roof. The roof comes with a 2/12 pitch and is constructed of 2x8 pine joists, and 1x6 pine roof decking, and covered with a 5V panel metal roofing. Vinyl Santa Fe Pavilions come in white with Mahogany stained ceiling as standard.

Pavilion Design Options Pg. 88-91

Sizes, Posts, Colors, EZ Shade, Villas, Roofing, & Accessories



12'X12' VINYL SANTA FE

Standard Unit



10'X14' VINYL SANTA FE

Standard Unit with Mahogany Stain Ceiling



12'X14' VINYL SANTA FE

Electrical Package & Cinder Stain Ceiling



14'X16' VINYL SANTA FE

Almond Vinyl, Electrical Package, Standing Seam Metal Roof, & Canyon Brown Ceiling

LEFT (Post Trim) The top of each post is covered with this post trim to hide the connecting screws.

MIDDLE (Post Skirt) The anchor brackets and bolts are hidden beneath these attractive skirts.

RIGHT (Braces) These large braces make this unit a strong and sturdy structure.



14'X20' PINE SANTA FE
8"x8" Posts, 1 Electrical Package, & Sepia Brown Stain





WOOD

SANTA FE PAVILIONS

Our Santa Fe Wood Pavilion comes standard with 8x8 posts and decorative post skirts. Large wooden braces keep your unit solid and sturdy. This pavilion showcases heavy-duty headers on all four sides to support the roof. The roof comes with a 2/12 roof pitch and is constructed of 2x8 pine joists and 1x6 pine roof decking, and covered with a 5V panel metal roofing. Wooden Santa Fe Pavilions come unstained as standard and are available in both Pine and Cedar wood.

Pavilion Design Options Pg. 88-91

Sizes, Posts, Colors, EZ Shade, Villas, Roofing, & Accessories



10'X14' PINE SANTA FE
Standard Unit with Canyon Brown Stain



10'X14' CEDAR SANTA FE
Standard Unit with Cinder Stain



12'X20' PINE SANTA FE
Standard Unit with Mushroom Stain



12'X24' CEDAR SANTA FE
Mushroom Stain & Standard 5V Metal Roofing

LEFT (Post Skirt) The anchor brackets and bolts are hidden beneath these attractive skirts.

MIDDLE (Braces) These large braces make this unit a strong and sturdy structure.

RIGHT (Decorative Roof) These roofs feature unique purlin style rafters ends



40'X26' PALATIAN
Canyon Brown Stain & Charcoal Standing Seam Metal Roof



**NEW
THIS
YEAR!**



WOOD

PALATIAN PAVILIONS

Our one-of-a-kind Palatian Pavilion comes in four standard sizes in width: 28', 32', 36', & 40'. The length of this structure is available in multiples of 12' and can extend well past 86' long. This structure comes standard with 8x8 glu-lam posts and 8x10 glu-lam headers for maximum strength. Additional add on options include gutters & down spouts, pent roof, closed gable roof, and even a vaulted ceiling. With a similar look and feel to our Alpine Pavilions the Palatian goes above and beyond and is our largest available structure.

Built in a kit form by leading pavilion experts, this structure can be shipped nationwide and added to any construction project. Simply choose your configuration and finishing details.

ASK US TODAY FOR MORE DETAILS.



40'X86' PALATIAN

Mushroom Stain, Standing Seam
Metal Roof, & Down Spouts w/ Gutters



LEFT (Custom Bracket)
Custom laser cut steel brackets offer maximum strength with a decorative appearance.

MIDDLE (20' High Peak) The 40' wide option features the highest peak of any structure.

RIGHT (5x9 Glu-lam Headers)
This pavilion comes these heavy-duty upgraded headers.



16'X20' VINYL TRADITIONAL
6x20 Vinyl Villa & Two Windows





VINYL & WOOD

VILLA PAVILIONS

The Villa Option is available with our Traditional Wood, Traditional Vinyl, and Hampton Pavilions. These Villas come standard with an unfinished interior perfect for storage or add the option of horizontal 1x6 T&G boards and a linoleum floor to create a back yard office or getaway. The finished interior option comes with a switch to control power to the ceiling and includes electrical receptacles spaced to meet code requirements.

All of our Villas are built strong to meet many of the codes required by local townships. The Villa includes one 15-lite single door.

Add optional windows to fit your needs. The windows and doors include insulated glass, trimmed with 1x3s for added elegance. The Vinyl Villa includes Dutch lap vinyl siding available in eight different colors. Our Wood Villas are available in either cedar or knotty pine siding. Add one of our many stain or paint options to match your home.

Villa Design Options Pg. 91

Sizes, Vinyl & Wood Siding Colors, Floors, Walls, & Windows

LEFT (Siding) Choose from Dutch lap vinyl siding, knotty pine or knotty cedar.

MIDDLE (Door Handle) Standard 15-lite door comes with a locking handle and a set of keys.

RIGHT (Loft Ceiling) Villas come standard with a loft style ceiling over your optional Villa.



12'X12' WOOD TRADITIONAL
6x12 Pine Villa, One Window, Floor, & Cedar Stain



14'X24' VINYL TRADITIONAL
10'X14' Vinyl Villa, Cupola, Two Windows, Floor, & T&G Interior



20'X20' HAMPTON
8'x16' Custom Villa, Two Custom Windows, Upgraded Header for 20' Span, & Customer Installed Stone Siding



20'X28' VINYL TRADITIONAL
10'X14' Villa & Customer Installed Stone Siding





VINYL & WOOD

CUSTOM PAVILIONS

YOUR STYLE

Looking for a Pavilion that matches your unique style? We can custom design most of our structures to fit your needs and the style of your home.

YOUR DESIGN

Don't see what you are looking for? We will work with you to create a design that is uniquely yours.

YOUR SIZE

Do you have a uniquely sized space you want to fit? We can custom design a pavilion to fit your dimensions perfectly!

Pavilion Design Options Pg. 88-91

Sizes, Posts, Colors, EZ Shade, Villas, Roofing, & Accessories

LEFT (Custom Design) Don't see what you like in our brochure? Request a custom design!

MIDDLE (Custom Sizes) We can help customize the size and look.

RIGHT (Custom Shapes) Do you have a difficult patio or angle? We can help with custom shaped Pavilions.



20'X20' HAMPTON

8'x16' Custom Villa, Two Custom Windows, Upgraded Header for 20' Span, & Customer Installed Stone Siding



20'X22' VINYL TRADITIONAL

Custom Post Spacing & Custom Room



10'X47' VINYL TRADITIONAL

Custom Size



20'X28' ALPINE

Custom Front Roof Overhang



DESIGN YOUR PAVILION


SIZES/ DIMENSIONS

Hampton	10'x10', 10'x12', 10'x14', 10'x16', 10'x18', 10'x20', 12'x12', 12'x14', 12'x16', 12'x18', 12'x20', 12'x24', 14'x14', 14'x16', 14'x18', 14'x20', 14'x24', 14'x28', 16'x16', 16'x20', 16'x24', 16'x28', 16'x32', 20'x20', 20'x24', 20'x28', 20'x32', 20'x36', 20'x40'
Alpine	10'x10', 10'x12', 10'x14', 10'x16', 10'x18', 10'x20', 10'x24', 10'x28', 12'x10', 12'x12', 12'x14', 12'x16', 12'x18', 12'x20', 12'x24', 12'x28', 14'x10', 14'x12', 14'x14', 14'x16', 14'x18', 14'x20', 14'x24', 14'x28', 16'x10', 16'x12', 16'x14', 16'x16', 16'x18', 16'x20', 16'x24', 16'x28', 16'x32', 16'x36', 16'x40', 18'x10', 18'x12', 18'x14', 18'x16', 18'x18', 18'x20', 18'x24', 18'x28', 18'x32', 18'x36', 18'x40', 20'x10', 20'x12', 20'x14', 20'x16', 20'x18', 20'x20', 20'x24', 20'x28', 20'x32', 20'x36', 20'x40'
Traditional	10'x10', 10'x12', 10'x14', 10'x16', 10'x18', 10'x20', 10'x24', 12'x12', 12'x14', 12'x16', 12'x18', 12'x20', 12'x22', 12'x24', 12'x32', 14'x14', 14'x16', 14'x18', 14'x20', 14'x22', 14'x24', 14'x28', 16'x16', 16'x18', 16'x20', 16'x22', 16'x24', 16'x28', 16'x32', 16'x36', 18'x24', 18'x26', 20'x20', 20'x24', 20'x28', 20'x30', 20'x32', 20'x36', 20'x40', 24'x40'
A-Frame	10'x10', 10'x12', 10'x14', 10'x16', 10'x18', 10'x20', 10'x24', 10'x28', 12'x10', 12'x12', 12'x14', 12'x16', 12'x18', 12'x20', 12'x24', 12'x28', 14'x10', 14'x12', 14'x14', 14'x16', 14'x18', 14'x20', 14'x24', 14'x28', 16'x10', 16'x12', 16'x14', 16'x16', 16'x18', 16'x20', 16'x24', 16'x28', 16'x32', 16'x36', 16'x40', 18'x10', 18'x12', 18'x14', 18'x16', 18'x18', 18'x20', 18'x24', 18'x28', 18'x32', 18'x36', 18'x40', 20'x10', 20'x12', 20'x14', 20'x16', 20'x18', 20'x20', 20'x24', 20'x28', 20'x32', 20'x36', 20'x40'
Grand Estate	12'x18', 12'x20', 12'x22', 12'x24', 14'x18', 14'x20', 14'x22', 14'x24', 16'x16', 16'x18', 16'x20', 16'x22', 16'x24', 18'x18', 18'x20', 18'x22', 18'x24', 20'x20', 20'x22', 20'x24', 22'x22', 22'x24', 24'x24'
Santa Fe	8'x24', 10'x10', 10'x12', 10'x14', 10'x16', 10'x18', 10'x20', 10'x24', 12'x10', 12'x12', 12'x14', 12'x16', 12'x18', 12'x20', 12'x24', 14'x10', 14'x12', 14'x14', 14'x16', 14'x18', 14'x20', 14'x24', 14'x28', 16'x10', 16'x12', 16'x14', 16'x16', 16'x18', 16'x20', 16'x24', 16'x28', 16'x32', 18'x10', 18'x12', 18'x14', 18'x16', 18'x18', 18'x20', 18'x24', 18'x28', 18'x32'
Palatian	28'x14', 28'x26', 28'x38', 28'x50', 28'x62', 28'x74', 28'x86', 32'x14', 32'x26', 32'x38', 32'x50', 32'x62', 32'x74', 32'x86', 36'x14', 36'x26', 36'x38', 36'x50', 36'x62', 36'x74', 36'x86', 40'x14', 40'x26', 40'x38', 40'x50', 40'x62', 40'x74', 40'x86', ...


IMPORTANT NOTICE:

Colors printed in this brochure may not be accurate and should be used as reference only. If color selection is critical, please refer to actual color swatches available at your dealer location.

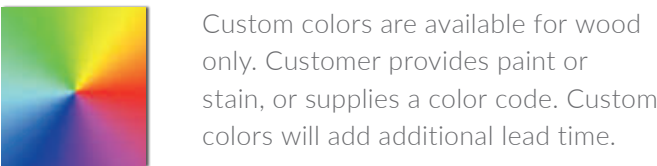
WOOD STAIN (Includes Water Repellent)



VINYL & PAINT COLORS



CUSTOM COLORS



WOOD POSTS




5x5 Superior Post
(Not available with 10" columns.)



8x8 Wood Post



5x5 Superior Post
(Not available with 10" columns.)




8x8 Vinyl Post




10" Tapered Columns

STANDARD ARCHITECTURAL ASPHALT SHINGLES




Dual Black




Dual Brown




Earthtone Cedar




Weather Wood




Harvard Slate



Charcoal Gray



Driftwood



Dual Gray

OPTIONAL METAL ROOFING



Bronze



Blue



Red



Green



Charcoal



Black



5V Metal Roof



Standing Seam

CUPOLA OPTIONS



Pavilion Cupola



Grand Estate Cupola




See Page 96

EZ SHADE CURTAINS


VILLA OPTIONS

VINYL SIDING COLORS


(Dutch Lap Siding)



White




Cream




Tan




Clay




Gray



Flint



Blue



Olive

PINE & CEDAR STAIN SIDING COLORS

(Includes water repellent)



Golden Oak

Cedar

Sepia
Brown

Canyon
Brown

Mushroom

Sky
Gray

Cinder

Mahogany

PINE PAINT COLORS



White



Almond



Clay

IMPORTANT NOTICE:

Colors printed in this brochure may not be accurate and should be used as reference only. If color selection is critical, please refer to actual color swatches available at your dealer location.

HOW TO ORDER

1. SELECT A PAVILION

Choose from any of our standard size wood or vinyl Traditional or Hampton pavilions.

2. SELECT A VILLA

Choose from any of our villas in pine or vinyl, and select a size that is smaller than the pavilion.

3. CHOOSE YOUR OPTIONS

Select the options or accessories you want to add to your villa from the list below.

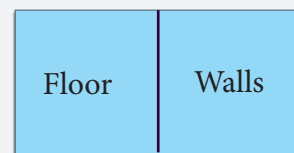
ACCESSORIES




1X6 T&G Interior



Floor & Linoleum



Insulation



Windows



EZ SHADES

Looking for extra sun coverage? We got you covered. Add an EZ Shade product to your outdoor structure and maximize your shaded space. Our manual, one-handed curtains and canopies can offer full coverage on a mid-sunny day. These curtains and canopies are made of durable, easy to clean fabric that's mildew and stain-resistant.

EZ SHADE CANOPY

Westfield Mushroom





EZ SHADE CANOPY
Burgundy, Black, & White





EZ SHADE

CANOPY SYSTEM

Consider adding this EZ Shade Canopy System to your new or existing pergola. This manually controlled canopy glides effortlessly across the triple track system to shade the entire area. You will find yourself using your patio more often when you can block out that hot mid-day sun, or mild rain. Bring this EZ Shade Canopy System to your backyard oasis.

Choose from one of our available stock colors shown to the right. Other Sunbrella fabrics are available for an additional fee.

LEFT (Manual Operation) Our EZ Shade Canopy glides smoothly for easy operation.

MIDDLE (Quality Materials) Made from stainless steel fasteners, powder-coated brackets, and Sunbrella fabric.

RIGHT (Full Coverage) Get out of the mid-day sun and enjoy your backyard patio.



WESTFIELD MUSHROOM




EAST RIDGE COCOA



DUBONNETT TWEED



GREY, BLACK & WHITE




CHARCOAL TWEED




BLACK FOREST FANCY



HEMLOCK TWEED



NAVY TAUPE FANCY




LINEN TWEED



HEATHER BEIGE CLASSIC



ROYAL BLUE TWEED



BURGUNDY, BLACK & WHITE



EZ SHADE CURTAIN
Stucco





EZ SHADE

CURTAIN SYSTEM


Consider adding this EZ Shade Curtain System to your new or existing pergola or pavilion. This manually-controlled curtain winds down effortlessly and glides down the double cable system to shade the entire area. When not in use the fabric stores inside a custom stained or vinyl box. You will find yourself using your patio more often when you can block out that glaring afternoon sun. The fabric is a dense screen material that has partial transparency. Bring this EZ Shade Curtain System to your backyard oasis.

Choose from one of our available stock colors shown to the right. Other Phibertex curtain fabrics are available for an additional fee.

LEFT (Full Coverage) Get out of the mid-day sun and enjoy your backyard patio.

MIDDLE (Manual Operation) Our EZ Shade Curtain is guided by stainless steel cables and lowered using an included hand crank.


RIGHT (Quality Materials) Made from stainless steel fasteners, powder-coated brackets, and Phibertex fabric.



DAKOTA STRIPE BLUEPRINT




DAKOTA STRIPE CLAY




STUCCO



BURLAP



NAVY PIER



METALLICA SMOKE



BLACK

AVAILABLE OPTIONS

ELECTRICAL PACKAGE

Your structure's electrical package will include 2 boxes (1 outdoor switch & 1 outdoor receptacle) mounted on a post. Each receptacle has two outlets. (15 amp)

This package also includes enough wire (14-2) to run from the base of the post to the top of the structure so you can add a light or ceiling fan. Some structures also include a strip with a routed out groove to conceal the wire on the post.

You will need to have a certified electrician make all connections inside the boxes and to your home.

*Pergola electrical packages include one extra receptacle mounted at the top of a post in lieu of extra wire for a roof.



Extra Receptacle


Add additional receptacles to fit your needs.

ENGINEERING DRAWINGS

Engineer drawings available for all Standard Amish-Crafted Gazebos, Pavilions, and most of our Pergolas. Ask your dealer or sales rep for more details.

Site Specific Engineer Certified & Sealed Plans available at additional Cost. Sealed drawings include 3 sets of plans & 2 sets of Calculation Packets.

Engineer drawings available for custom structures at an additional cost.



IMPORTANT NOTICE:

**Excludes custom Gazebos, Pavilions & Pergolas. Engineering is available for custom Structures at an additional cost. Contact your local Dealer for more details about custom projects.

DELIVERY & INSTALL

KITS & ASSEMBLY MANUALS

All structures come standard as a kit. Everything is included with the kit to install the gazebo, pergola, or pavilion, including the screws, hardware, and brackets. The kit also includes a copy of a step-by-step assembly manual for easy installation.

Proper foundation is required for all structure installations. Contact your local Dealer for questions.



EXPERT INSTALLATION

Need help? We got you covered. Our structures can be installed by our expert install crews nationwide. Our expert craftsman teams are skillfully trained and are able to build most of our structures in one day.

Contact your local dealer to see if installation is available in your area and to ensure the install site is ready for our team to arrive.



FULLY-ASSEMBLED (Gazebos only)

Our quality-built, fully-assembled gazebos are perfect for customers who wish to have their gazebo delivered in an easy-to-reach area. We will deliver your gazebo with gentle care and sensitivity to your landscape. For more difficult terrains, our gazebos are strong enough to be craned in.

Proper foundations are recommended for all Gazebo installations. Contact your local dealer for more details.





Enhance Your Outdoors

Expertly Crafted for Beautiful Outdoor Moments.



DESIGN YOUR
OWN HERE.



GAZEBO.COM