

OLD WORLD STYLE QUALITY HORSEBARNS & STORAGE SHEDS



WHEN YOU NEED A LITTLE MORE SPACE, YOU CAN FIND IT HERE!

WHAT IS THE
Country Garden Collection
ADVANTAGE?

1 WE USE TOP QUALITY MATERIALS
TO GIVE YOU THE LONGEST LASTING
SHED.

*All of our shingles are architectural Lifetime
Warranty shingles. We also offer metal roofing,
standing seam, and cedar shakes.*

2 THE CONSTRUCTION OF YOUR SHED
IS OF THE HIGHEST INTEGRITY.

*We keep our production small enough to be able to
assure the very best quality leaving our shop each
and every time. The Country Garden Collection
owner is directly involved in each shed constructed
and each one needs to meet his approval. Country
Garden Collection sheds are built by highly skilled
and trained craftsmen.*

3 WE OFFER EXCLUSIVE FEATURES.

*Our Heritage Siding is a feature we are excited
to offer. This distinctive board has a unique rustic
appeal and has become a popular choice for our
customers. We also offer log siding and Lap siding.*

4 CUSTOMIZATION IS WHAT WE DO.

*Each structure can be custom sized and configured.
Please ask if you are not seeing the structure you
need!*

5 COUNTRY GARDEN COLLECTION HAS
THE SHEDS YOU NEED.

*We continue to expand the selection of sheds we
manufacture to make sure you can count on the very
best sheds from Country Garden Collection to have
the shed you need.*

On Cover:

10' x 28'
Horse Barn
with 8' Hinged Lean To
Earthtone Shingles
Options shown:
Tan paint, Brown trim

INDEX

Carriage House 3

Manor, Manor Delight, Manor Deluxe..... 4-7

Dormer 8-9

Quaker..... 10-11

Cape Cod..... 12-13

A-Frame 14-15

Garden Shed 16-17

Dutch Barn 18

Wood Shed 19

Ozark Manor 20

Universal 21

Cabin 22-25

Garages 26-27

Style Comparison 28-29

Hinged Lean-To Horse Barns 30-31

Horse Barn / Stall Barn 32-35

Run In Sheds 36-37

Modular Horsebarn 38

Custom Structures 39

Options & Features 40-41

Building Specifications 42-43

The Carriage House



10' x 16'
Carriage House

Red Metal Roof
Options shown:
Rustic cedar stain
Metal roof
Extra double doors
Screens in windows
Gable vents



10' x 16'
Carriage House

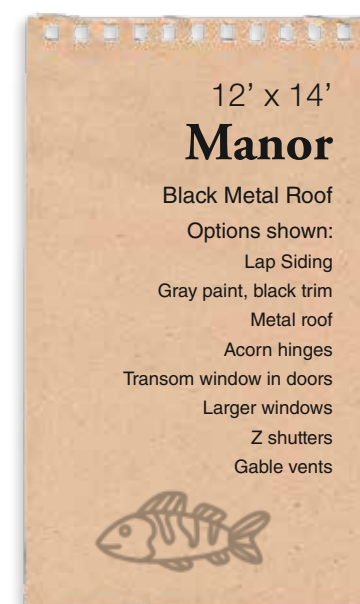
Weatherwood shingles
Options shown:
Heritage siding
Rustic cedar stain

The Manor



10' x 12' Manor

Weatherwood Shingles
Options shown:
Mushroom stain
Transom window in doors
Gable vents



12' x 14' Manor

Black Metal Roof
Options shown:
Lap Siding
Gray paint, black trim
Metal roof
Acorn hinges
Transom window in doors
Larger windows
Z shutters
Gable vents



10' x 14' Manor With Covered Bridge

Weatherwood Shingles
Options shown:
4' Covered bridge
Log siding
Rustic cedar stain
Carriage doors
Arch top windows

The Manor sheds have a distinctive style of their own, with a 10" overhang on all four sides. Also available is the Manor Deluxe and Manor Delight, which offer even more options to add your own touch of style.

POPULAR UPGRADES

STANDARD CONFIGURATION

80" Wall Height
7:12 Roof Pitch
10" Overhangs All Around



Gable Vents



Strap Hinges



Transom Windows
In Doors



Carriage Doors



Arch-top Windows



10' x 18' Manor

Weatherwood Shingles
Options shown:
No stain or paint
12 lite windows
Extra window
Gable vents





10' x 14' Manor Delight

Bronze Metal Roof
Options shown:
Mushroom stain
Metal Roof
Strap hinges
Transom window in door
Gable vents
Ramp



10' x 16' Manor Deluxe

Charcoal Gray Shingles
Options shown:
Rustic cedar stain
Brown painted doors
Vermont field stone
Carriage doors
Extra single carriage door
Arch top windows
Arch gable vents
Ramp



12' x 16' Manor Delight

Bronze Metal Roof
Options shown:
Mushroom stain
Metal Roof
Strap hinges
Transom window in doors
Gable vents
Ramp



10' x 16' Manor Deluxe

Green Shingles
Options shown:
Log siding
Rustic cedar stain
Vermont field stone
Carriage doors
Arch top windows
Gable vents



10' x 14' Manor Delight

Charcoal Gray Shingles
Options shown:
No stain or paint
Extra single door
Transom windows in doors
Extra window
Gable vents



10' x 16' Manor Deluxe

Charcoal Gray Shingles
Options shown:
Lap siding
Rustic cedar stain
Carriage doors
Arch top windows
Vermont field stone
Gable vents



The Dormer



The Dormer is a lovely choice for enhancing your backyard. The additional peak on the front adds a distinction that makes it appealing for any landscape.

12' x 14' Dormer

Earthtone Shingles
Options shown:
Rustic cedar stain
Brown painted doors
Angled double doors
Strap hinges
Gable vents
Ramp

STANDARD CONFIGURATION

76" Wall Height
7:12 Roof Pitch
12:12 Dormer Roof Pitch
Angled Door under Dormer
3" Roof Overhangs



Strap Hinges



Gable Vents



Angled
Double Doors



Ramp



12' x 16' Dormer

Black Shingles
Options shown:
LP Board & Batten siding
Mushroom stain, Black trim
Black painted doors
Acorn hinges
Transom window in doors
Gable vents



10' x 14' Dormer

Weatherwood Shingles
Options shown:
Rustic cedar stain
Stone front & side
Carriage doors
Arch top windows
Strap hinges
Gable vents



10' x 16' Dormer

Black Shingles
Options shown:
Gray stain
Gable vents



The Quaker



10' x 14' Quaker

Charcoal Gray Shingles
Options shown:
No stain or paint
Heritage siding
Arched double doors
Aluminum ridge vent



The Quaker is an economical choice that mimics the Carriage House in shape, with it's offset peak.

10' x 18' Quaker

Charcoal Gray Shingles
Options shown:
Mushroom Stain
Carriage doors
Gable vents

STANDARD CONFIGURATION

72" High Door
76" Back Wall Height
88" Front Wall Height
5:12 Roof Pitch
14" Front Roof Overhangs

POPULAR UPGRADES



Metal Roof



Arch top Windows



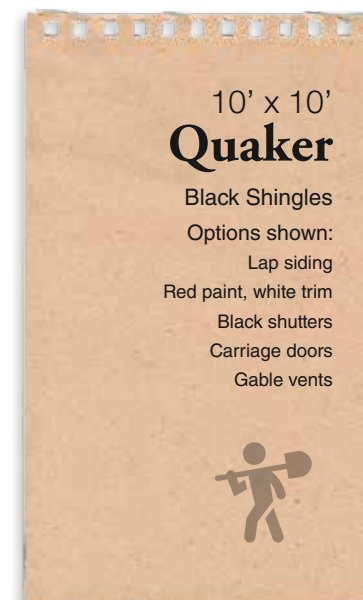
Gable Vents



Carriage Doors



Strap Hinges



10' x 10' Quaker

Black Shingles
Options shown:
Lap siding
Red paint, white trim
Black shutters
Carriage doors
Gable vents



12' x 20' Quaker

Brown Standing seam Metal Roof
Options shown:
Rustic cedar stain
Standing seam roof
Carriage doors
Arch top windows



The Cape Cod



10' x 14' Cape Cod

Brown Shingles
Options shown:
Rustic cedar stain
Transom window above door
Ramp
Gable vents



12' x 24' Cape Cod

Black Metal Roof
Options shown:
Shiplap siding
Black stain
Custom double doors
Extra single door
Gable vents



10' x 14' Cape Cod

Ash Gray Metal Roof
Options shown:
Pine lap siding
No stain or paint
Metal roof
4 lite wood windows
Flower boxes
Transom windows in doors
Gable vents

STANDARD CONFIGURATION

76" Wall Height
8:12 Roof Pitch
3" Roof Overhangs

POPULAR UPGRADES



Transom
Windows



Gable Vents



Metal
Roof



Strap Hinges



Loft



12' x 16' Cape Cod

Black Standing Seam Metal Roof
Options shown:
White paint
Standing seam roof
12 lite wood windows
Gable vents



The A-Frame



12' x 16' A-Frame

Brown Shingles
Options shown:
Log siding
No stain or paint
Extra double door
Larger windows
Gable vents



12' x 16' A-Frame

Brown metal roof
Options shown:
LP Board & Batten siding
Cedartone stain, brown trim
Metal Roof
Larger windows with Z shutters
Transom window in doors
Acorn hinges
Higher doors & 4 hinges
Extra single door
7' walls
Gable vents



This traditional and well loved A-Frame is an economical choice and adapts well to most needs.

10' x 16' A-Frame

Charcoal Gray Shingles
Options shown:
Gray stain
Gable vents

STANDARD CONFIGURATION

72" Door Height
76" Wall Height
5.5:12 Roof Pitch
3" Roof Overhangs


POPULAR UPGRADES



Gable Vents



Strap Hinges



12" higher walls



Gable End Door



10' x 18' A-Frame

Charcoal Gray Shingles
Options shown:
Rustic cedar stain
B-24 cupola
Crowing rooster weathervane
Gable vents



The Garden Shed



8' x 14' Garden Shed

Charcoal Gray Shingles
Options shown:
Log siding
Fir Pine stain
4 lite wood windows
Acorn hinges on door



10' x 12' Garden Shed

Brown Shingles
Options shown:
Extra single door
Gable vents



10' x 14' Garden Shed

Red Metal Roof
Options shown:
LP Board & Batten siding
Rustic cedar stain, red trim
Carriage doors
Arch top tilt-in windows
Gable vents




10' x 12' Garden Shed

Earthtone Shingles
Options shown:
Heritage siding
No stain or paint
4 lite windows

STANDARD CONFIGURATION

76" Front Wall Height
64" Back Wall Height
Offset Roof Peak
7:12 & 9:12 Roof Pitch
3" Roof Overhangs

POPULAR UPGRADES



4 Lite Window



Gable Vents



Carriage Doors



Strap Hinges

The Dutch Barn



10' x 16' Dutch Barn

Black Shingles
Options shown:
Gray stain
Strap hinges
12 lite wood windows
Gable vents



The Wood Shed



8' x 12' Wood Shed

Weatherwood Shingles
Options shown:
Tan paint
White trim



12' x 20' Dutch Barn

Earthtone Shingles
Options shown:
Tan paint, Brown trim
Gable vents



12' x 16' Wood Shed

Black Shingles
Options shown:
Red paint
No floor in open area
Gable vents



10' x 14' Dutch Barn

Brown Shingles
Options shown:
Log siding
Cedartone stain
12 lite wood windows
Strap hinges
Gable vents



8' x 12' Wood Shed

Weatherwood Shingles
Options shown:
Heritage siding,
Mushroom stain
Small arch top window
Gable vents



The Ozark Manor



10' x 22' Ozark Manor With 6x10 Porch

Green standing seam roof
Options shown:
Rustic cedar stain, Timbers clear sealer
Log siding
Standing seam roof
Carriage door
Arch top windows



The Universal



10' x 20' Universal With 8' Hinged lean-to

Black standing seam roof
Options shown:
Lap siding
Red paint, Gray trim
Standing seam roof
Gable vents



12' x 24' Ozark Manor With 6x12 Porch

Weatherwood Shingles
Options shown:
Mushroom stain, Timbers clear sealer
9-lite door
Insulated windows



12' x 24' Universal With 10' Hinged lean-to

Forest Green Metal roof
Options shown:
LP Board & Batten siding
White paint, green trim
Metal roof
Extra single door
Special size doors
4 strap hinges per door
30"x36" windows
Gable vents



The Cabin



12' x 24' A-Frame Cabin With 4x12 Porch

Green Shingles
Options shown:
Log siding and railings,
Rustic cedar stain
Insulated windows
9 lite door painted clay



13' x 22'
A-Frame Cabin
With 4x8 Porch

Weatherwood Shingles
Options shown:
Cedartone stain
9 lite door
Insulated windows
Porch screening
Shingled ridge vent



While each cabin has it's own style and shape, they have one thing in common - The possibilities of making great memories!

POPULAR UPGRADES



Insulated Windows




Insulated +
Finished Interior
with Electrical



2x6 Framing,
housewrap



9-Lite Prehung
Door



Shingled Ridge
Vents



Porch Screens



Soffit Vents

12' x 24' A-Frame Cabin With 8x12 Porch

Green Metal Roof
Options shown:
No stain or paint
Metal roof
9 lite door
Porch screening

STANDARD CONFIGURATION For A-Frame

87" Wall Height
5:12 Roof Pitch
Prehung Door



12' x 28' A-Frame Cabin With 4x12 Porch

Brown Shingles
Options shown:
Rustic cedar stain
Gable vents

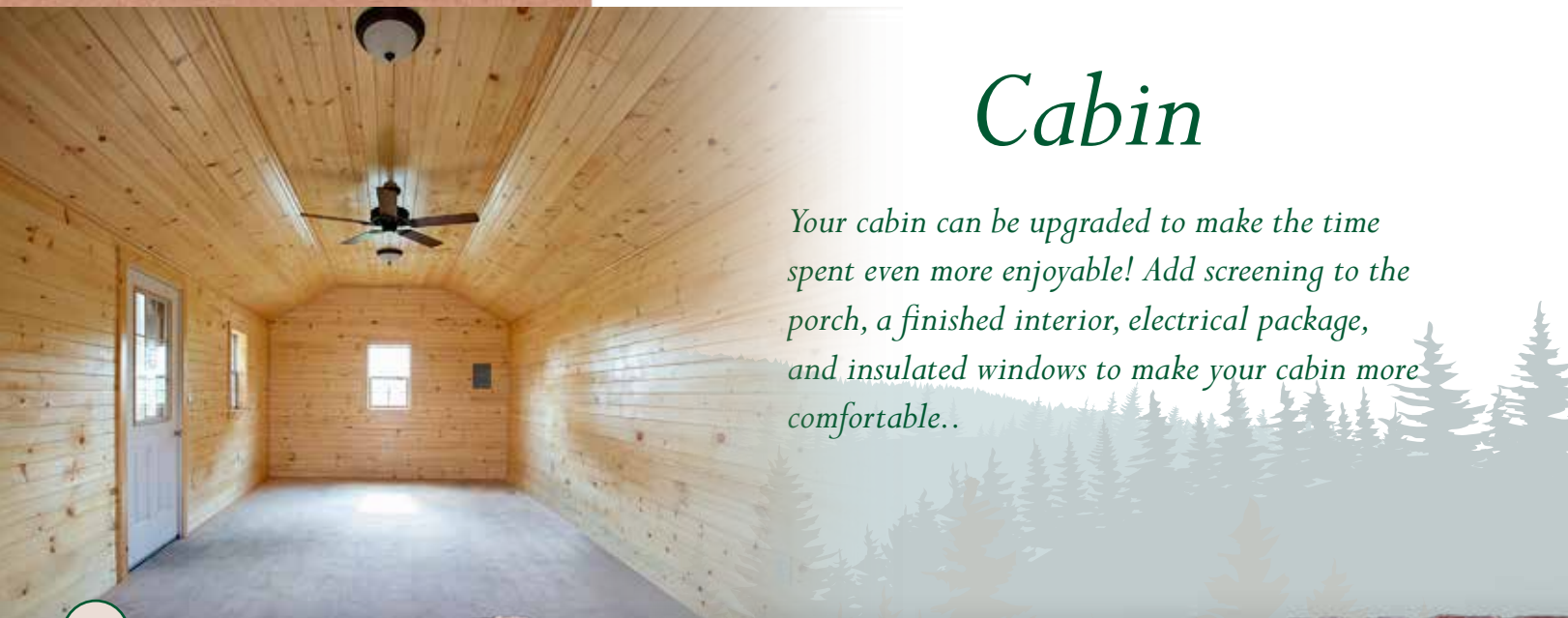


The Cabin



18' x 40'
Frontier Cabin
 With 6x40 Porch

Green Metal Roof
 Options shown:
 Rustic cedar stain
 Metal roof
 Screen door
 36x54 insulated windows
 Electrical package
 Additional railings in front



Cabin

Your cabin can be upgraded to make the time spent even more enjoyable! Add screening to the porch, a finished interior, electrical package, and insulated windows to make your cabin more comfortable..



13' x 24'
New England Cabin

Black Shingles
 Options shown:
 Fir pine stain
 9 lite door
 Insulated windows



18' x 28'
Frontier Cabin
 With 6x28 porch,

Green Metal Roof
 Options shown:
 Heritage siding
 Metal roof
 No stain or paint
 Extra 9 lite door
 Larger insulated windows



13' x 16'
Scenic Cabin

Brown Shingles
 Options shown:
 Rustic cedar stain
 Brown trim and door



Custom Garages



24' x 24' DoubleWide Garage

Green Shingles
Options shown:
Log siding
Cedartone stain
Homestead carriage doors
With wynbridge glass
Insulated windows
No floor; set on concrete pad

STANDARD CONFIGURATION

87" Wall Height
3:12 Roof Pitch / Doublewide
5:12 A-Frame Garage
9x7 Garage Door
1 Single Door
12" Floor Joists
PT Floor Plywood
Or available with no floor

POPULAR UPGRADES



Insulated Vinyl
Window



Ramp



Diamond
Plates



Metal Roof



9-lite Door



12' x 24' A-Frame Garage

Weatherwood Shingles
Options shown:
Rustic Cedar stain
Double doors instead of single
Ramp
Gable vents



13' x 24' Dutch Barn Garage

Brown Shingles
Options shown:
Fir pine stain
Glass in garage door
Gable vents



12' x 22' A-Frame Garage

Weatherwood Shingles
Options shown:
No stain or paint
Double door instead of single
Ramp
Gable vents



Style Comparisons



Carriage House & Quaker

- I 76" Back 88" Front
- Offset PEAK
- 5:12 PITCH

This style dates back to the romantic era of horse drawn carriages. Carriage House and Quaker framing is the same, the difference being the Carriage House has carriage doors, arched windows and stone on the front.



Garden Shed

- I 64" Back 76" Front
- Offset PEAK
- 7:12 & 9:12 PITCH

The Garden Shed has the eccentric appeal of the offset peak, with lower walls and steeper roof. It has the same economy pricing as the A-frame.



Manor

- I 80" WALLS
- PEAK
- 7:12 PITCH

The Manor is a beautiful and deluxe model. It boasts a 10 inch overhang on all four sides. Also available in this style is the Manor Deluxe and Manor Delight.



Cape Cod

- I 76" WALLS
- PEAK
- 8:12 PITCH

The Cape Cod style with its extra steep roof-line is a reflection of the New England influence. Simple but elegant.



Dormer

- I 76" WALLS
- PEAK
- 7:12 PITCH

The Dormer is a lovely choice for enhancing your backyard. The additional peak on the front adds a distinction that makes it appealing for any landscape.



Dutch

- I 76" WALLS
- Gambrel

The Dutch style inherits its design from the old German barns. With its gambrel roof and very little overhang, it's a look all its own.



A-Frame

- I 76" WALLS
- PEAK
- 5.5:12 PITCH

The A-Frame is a well known and economical choice for any purpose.



Wood Shed

- I 76" WALLS
- 7:12 + 10:12 PITCH



A-Frame Cabin

- I 87" walls
- 5:12 PITCH
- PEAK

While each cabin has its own style, and shape, they have one thing in common - The possibilities of making great memories!



Frontier Cabin

- I 82" h
- 3:12, 5:12 PITCH



Garage

- I 87" WALLS
- 5:12 PITCH
- PEAK



Double Wide Garage

- I 87" WALLS
- PEAK
- 3:12 PITCH



Ozark Manor

- I 82" WALLS
- PEAK
- 6.5-7:12 PITCH



ready for transport

New England Cabin

- I 97" WALLS
- PEAK
- 5-12:12 PITCH



Horse Barn/Run-in

- I 84" Back 96" Front
- Offset PEAK
- 4.5:12 PITCH

All of our horse barns and run-ins have the familiar offset peak. The height is comfortable for all sizes of horses and livestock.



Hinged Lean-to

- I 80" BACK WALL HEIGHT, 117" FR WALL HEIGHT
- PEAK
- 3:12 PITCH



ready for transport

Cape Cod Roofline

Dutch Style Roofline

Carriage House, Quaker Roofline

A-Frame Roofline

Manor, Dormer Roofline

Garden Shed Roofline

Run-In, Horse barn Roofline



Hinged Lean-To

12' x 30'
Horse Barn
 with 10' Hinged Lean To
 White Metal Roof
 Options shown:
 Green paint, white trim
 Metal roof
 Strap hinges on single door

10' x 28'
Horse Barn
 with 8' Hinged Lean To
 Brown Shingles
 Options shown:
 Chestnut paint, brown trim





Horse Barns

10' x 16'
Horse Barn

Brown Shingles
Options shown:
Red paint, gray trim

12' x 36'
Horse Barn

Brown Shingles
Options shown:
LP Smartside Siding
Clay paint, red trim
Double door instead of single



10' x 12'
Stall Barn

Black Metal Roof
Options shown:
Gray paint, black trim,
LP Board & Batten siding,
Wood sliding window,
Gable vents.

12' x 24'
2-Stall Barn

Charcoal Gray Shingles
Options shown:
No stain or paint





Horse Barns

6' x 10' Hay Feeder

Red Metal Roof
Options shown:
Rustic cedar stain
Metal roof

10' x 32' Horse Barn With 3 1/2' overhang

Black shingles
Options shown:
Dawn gray paint, beige trim



10' x 28' Run-In Stall Combo

Weatherwood shingles
Options shown:
Red paint, white trim

10' x 28' Run-In Stall Combo

Black Shingles
Options shown:
Red paint, black trim





Run-In Sheds

12' x 24'

Run-In Shed

Options shown:
Charcoal Gray Metal siding,
Colonial red wainscoting,
roof and trim

10' x 20'

Run-In Shed

Options shown:
White metal siding with barn red
wainscoting, roof and trim



10' x 20'

Run-In Shed

Brown shingles
Options shown:
Rustic Cedar stain

12' x 20'

Run-In Shed

Earthtone Shingles
Options shown:
LP Board & Batton siding,
Beige paint with brown trim





Custom Structures



29' x 34' Modular Horse Barn

With 5x29 Overhang

Options shown:

- LP Board & Batten siding
- Red paint, black trim
- Loft, 8:12 Roof Pitch
- Metal roof with snow guards
- Spouting
- Carriage style sliding door
- Insulated windows
- 9 Lite door
- Field Stone front

Interior Dimensions
 4 10'x12' stalls
 2 4'x10' feed alley
 9'x34' center aisle
 6'x29' alley



13'x50' Horse Barn



12'x24' A-Frame Cabin



48'x48' L-shaped Lean-To Horse barn



10'x16' Universal



8'x10' Mini Run-In



10'x16' Sugar House

Modular Horse Barn

Options & Features




STANDARD FEATURES



Corner Bracket



Window Grill



6x6
Foundation




interior sliding
door

OPTIONAL FEATURES




Sliding Window
Grill




Sliding Window



Drop Down
Vent



Hay Rack
Feeder Trough



Tack Cabinet

Tack Cabinet

Can be Customized
to fit your needs



Options & Features

Shingle Color Options



Black



Dual Gray



Charcoal Gray



Brown



Earhtone



Weatherwood



Green

Paint Color Options



Blue



Green



Gray



Brown



Beige



Tan



White




Red



Black

Knots in wood may bleed through when painted. This is to be expected in any light colored paint, especially white.

Stain Color Options



Rustic Cedar



Cedartone



Gray



Mushroom



Fir Pine



Board & Batten
Siding



Heritage Siding



Lap Siding



Log Siding

Siding Options

Building Features & Options



Standard Double Doors



Angled Double
Doors



Double Carriage
Doors



Transom Windows in
Double Doors



Strap Hinges on
Double Doors



Arch Double Doors
Upgrade



Painted
House Door



9-Lite
House Door



Dutch Doors



Single Carriage
Door



Transom Window
in Single Door



Acorn Hinges on door



Cupola with optional
Weather Vane



Standard Gable Vent



Arch Gable Vent



21x27 Window
with Shutters



12 Lite Window




4 Lite Window



Arch Top Window


Horse Barn

Construction Specifications




Vents

Ridge Vents - Shingled Over or Aluminum
Gable Vents - Half Moon or Square Wooden Vents



Rafters


2" x 4" - 16" on Center
Double Gusset




Roofing

Shingles - Architectural Metal Roof
Standing Seam Metal


Optional Metal Roofing
2" x 4" Rafters - 16" on Center
2" x 4" Lath - 20" Spacing
29 Gauge Metal




Cedar Shakes




Shingles



Standing Seam




Metal Roof



Foundation

Foundation For Horse Barns
6" x 6" Pressure Treated Timber


Flooring In Feed Room
2" x 6" Joist - 16" on Center
5/8" Exterior Plywood




Horse Barn Framing

Oak Post & Beam Timbera

Kick Board
1" x 8" Oak Board 4' High




Corner Bracket




Windows

1 Window per Stall
1 Window per Feed Room




Hinges

Strap Hinges




Latch

Horse Shoe Latch




Exterior Siding

Exterior Siding - Standard
1" x 10" White Pine Board & Batten




Board & Batten



Painted Board & Batten


Storage Shed

Construction Specifications




Vents

Ridge Vents - Shingled Over or Aluminum
Gable Vents - Half Moon or Square Wooden Vents



Rafters


2" x 4" - 16" on Center
Double Gusset




Roofing

Shingles - Architectural Metal Roof
Standing Seam Metal


Optional Metal Roofing
2" x 4" Rafters - 16" on Center
2" x 4" Lath - 20" Spacing
29 Gauge Metal




Cedar Shakes




Shingles



Metal Roof




Standing Seam




Foundation

Foundation For Sheds
4" x 4" Pressure Treated Timber
2" x 4" Joist - 16" on Center




Windows

2 Standard Windows
(Other Options Available)
Sheds 10' or Shorter in Lengths
Feature Only One Window




Hinges

Standard Hinges
Strap Hinges




Latch

Standard Shed Latch




Side Walls

Side Walls In Sheds
2" x 4" Studs, 16" on Center




Flooring

Flooring In Sheds
5/8" Exterior Plywood




Exterior Siding


Exterior Siding - Standard
1" x 10" White Pine Board & Batten




Board & Batten




Painted Board & Batten



Log Siding



Heritage Siding



Lap Siding



Authorized Dealer